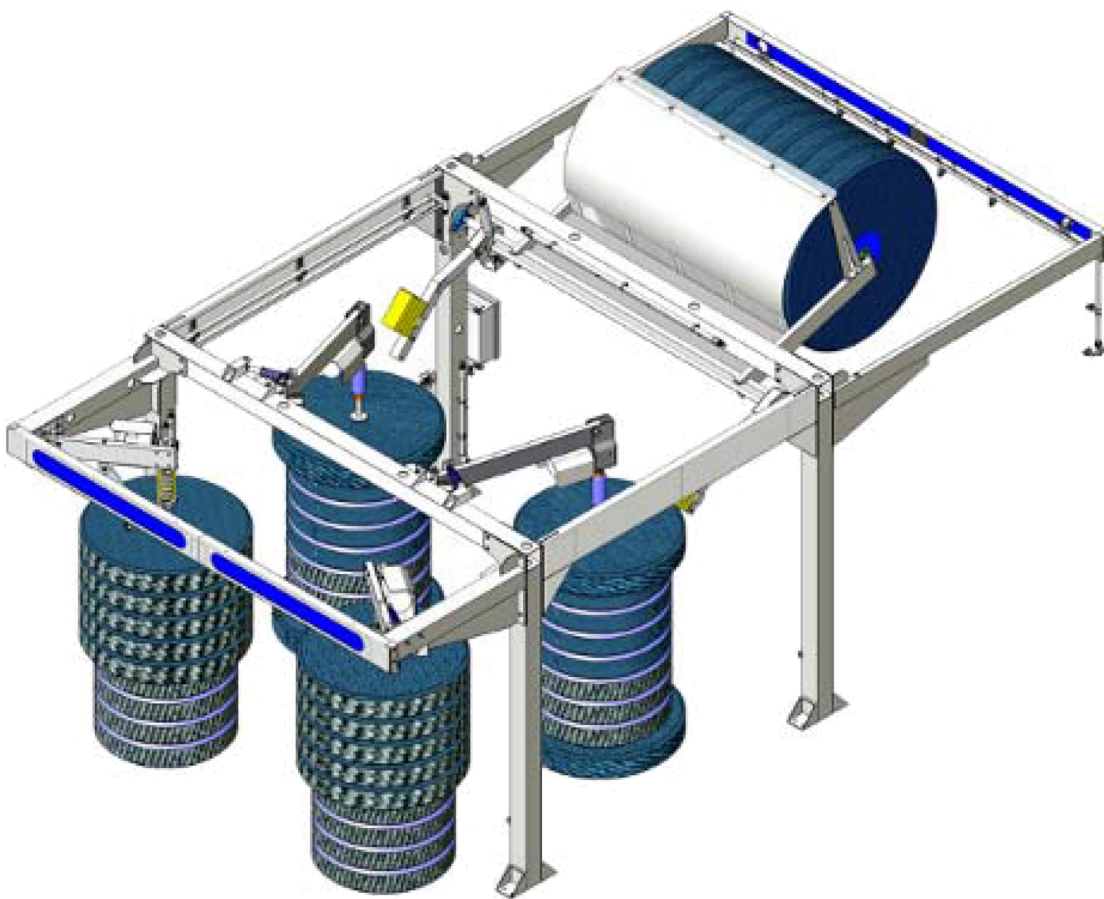


# CTV-5SB WORKHORSE

## PARTS MANUAL



**NS CORPORATION**  
*Quality Equipment Since 1961*

Revision: **2**  
Date: **06/26/19**  
Approved by: **CA**



# Identification Guide

## CTV-5SB/Workhorse

### CTV-5SB Workhorse Top Brush System

The CTV-5SB system is an aluminum frame with a five brush cleaning system. **Includes:**

- **Top Brush**
- **Two wrap brushes**
- **Two side brushes**

The CTV-5SB is sometimes referred as the Workhorse and predates newer systems that currently use 1/2HP motors on wrap and rocker panel brushes. As of 2015, it is the only NS system that includes a pair of side brushes that use our Superflex Coupling with spring.

2

#### Superflex Coupling

\*Note: The only car wash system that uses our Superflex Coupling with a yellow spring.

#### One pair of Side Brushes

\*Note: Side brushes with Superflex couplings positioned before the wrap and top brushes (near wash bay entrance).

#### 1HP Motors

\*Note: ALL brushes use 1HP motors (side, wrap, and top brushes)

#### Top Brush

\*Note: Top brush located at the END of wash bay.

#### One pair of Wrap Brushes

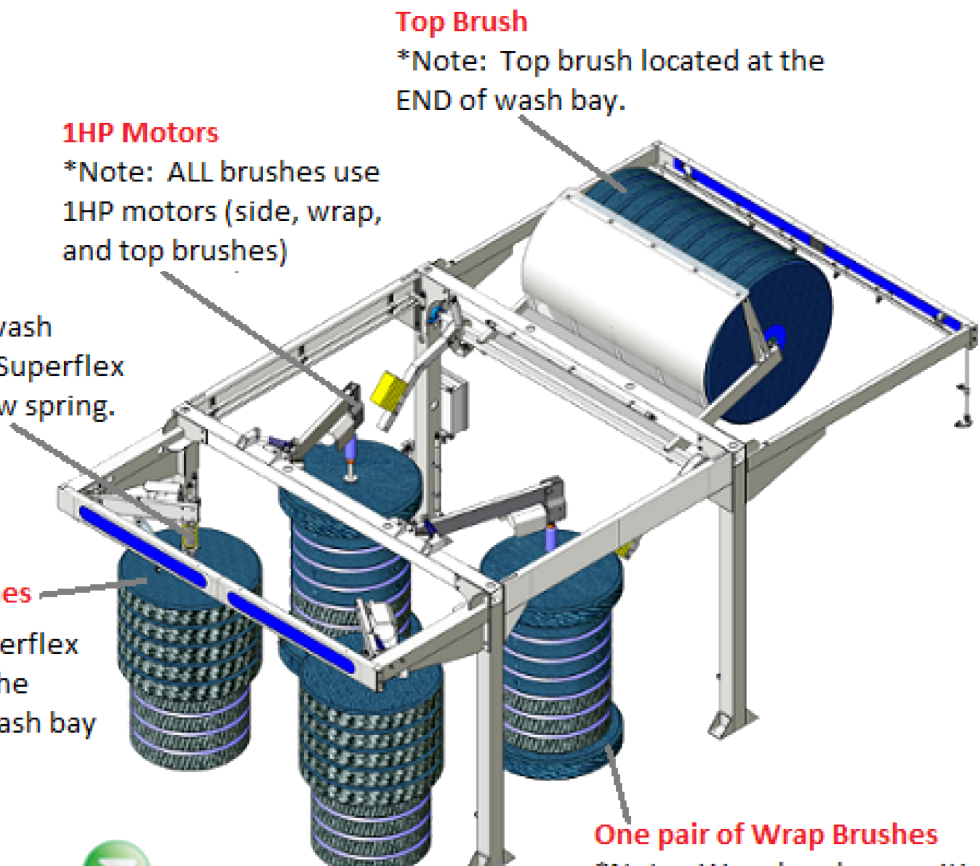
\*Note: Wrap brushes positioned in center of system, using NS' patented "Blue Coupling".

#### Aluminum Frame

\*Note: Aluminum frame system featuring a 96" vehicle clearance.

#### Drive-Thru System

\*Note: Non-conveyorized system that typically utilizes guide rails.





# Fiber Brushes

## CTV-5SB/Workhorse

### Top Brush

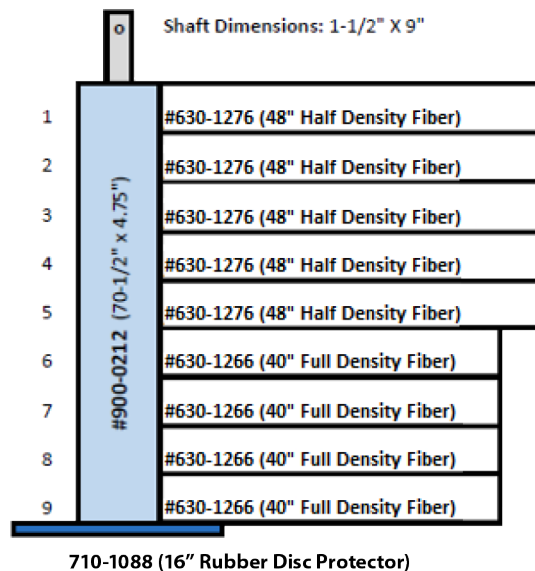
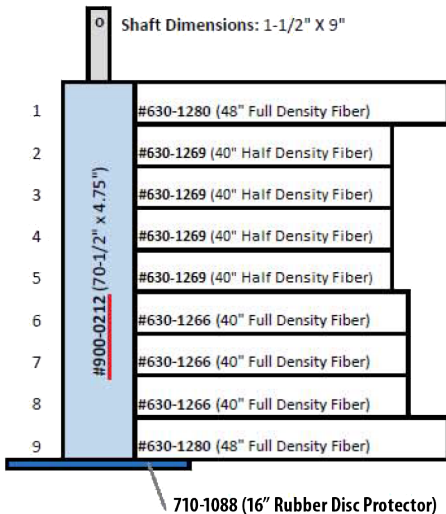
630-1314A (Top Brush Complete - Fiber)



### Wrap Brush

630-1310D Wrap Brush Complete - Fiber (Driver Side)

630-1310P Wrap Brush Complete - Fiber (Passenger Side)

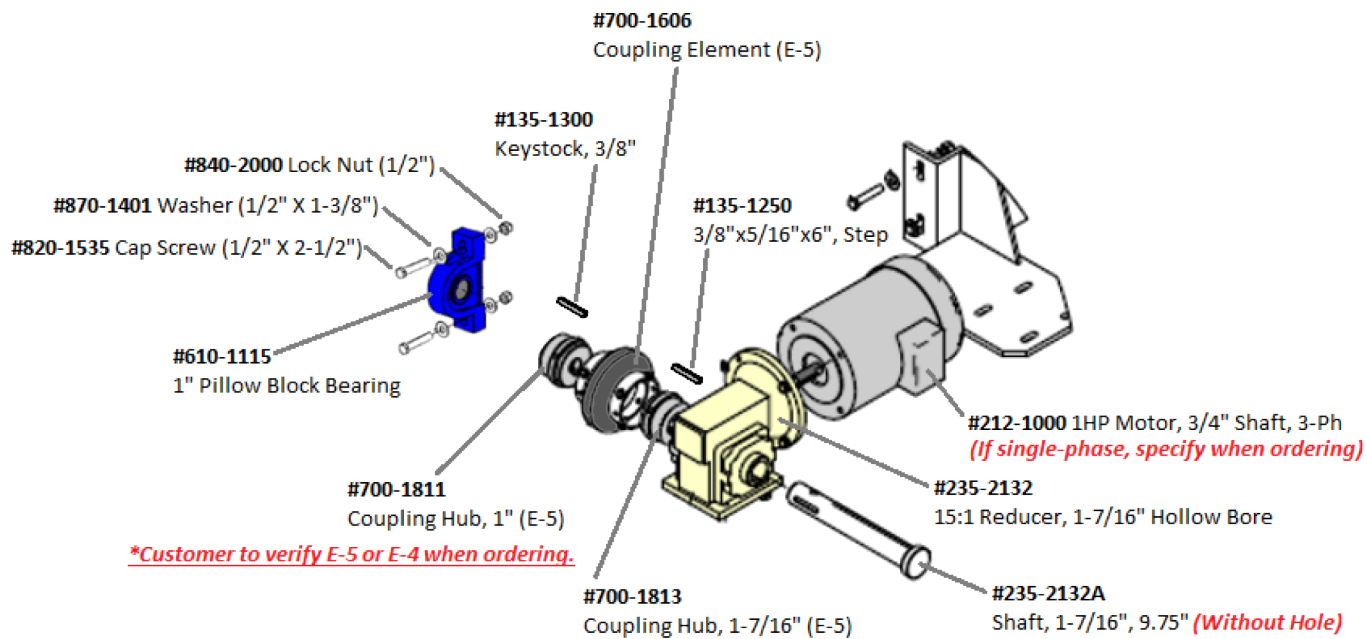
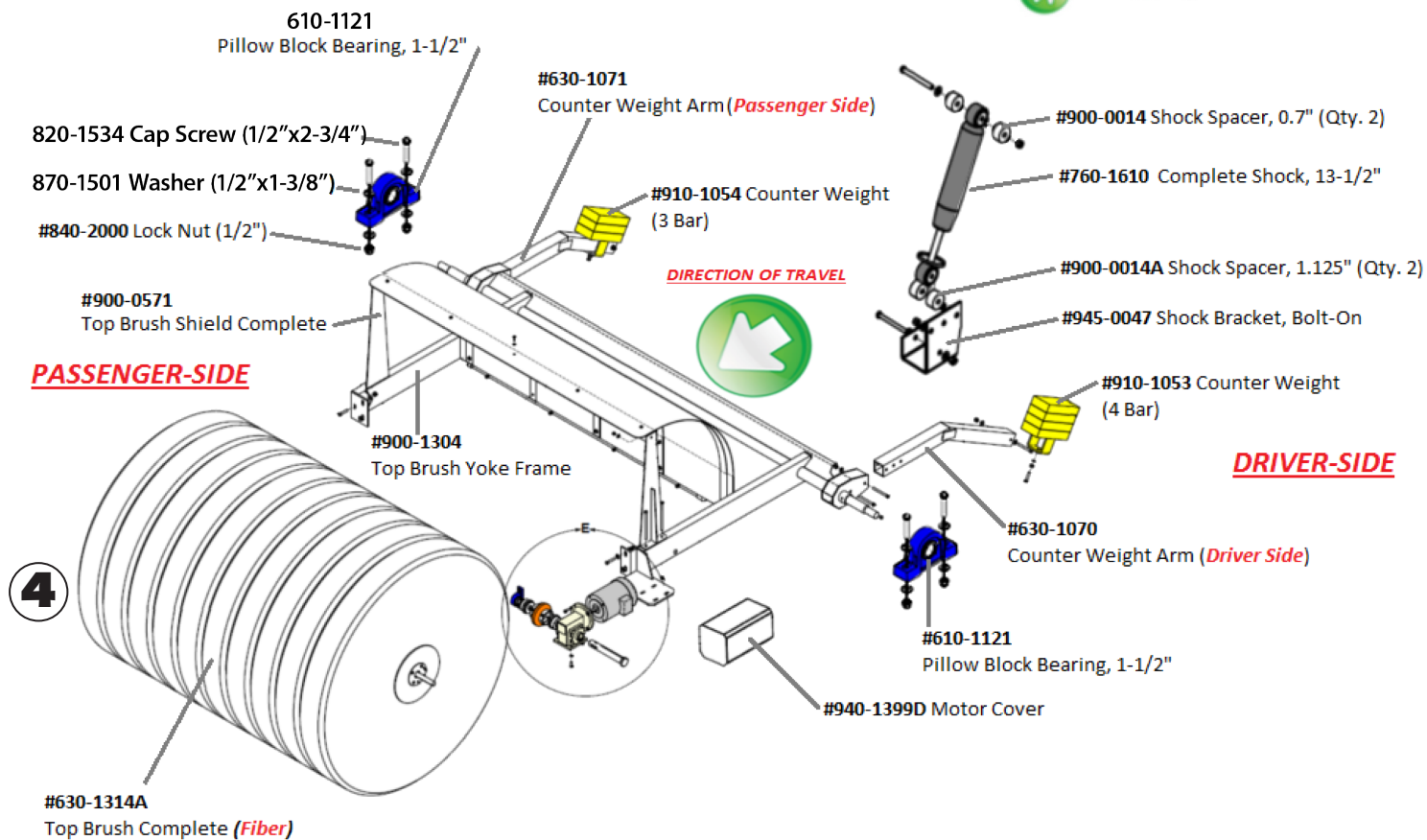


### Side Brush

630-1313D Side Brush Complete - Fiber (Driver Side)

630-1313P Side Brush Complete - Fiber (Passenger Side)

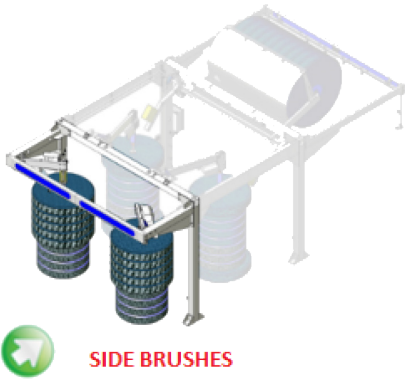
# Top Brush CTV-5SB/Workhorse



**800-782-1582** ext.: **3** for parts

**CTV-5SBWORKHORSE**  
Rev: 2

# Side Brush CTV-5SB/Workhorse



#820-1758 Cap Screw (1/2" X 9") #630-1150 Arm, Side Brush Universal

Pillow Block  
610-1301  
610-1340

#900-0013  
Spacer, Side Brush Arm,  
UHMW (Qty. 2)

#640-1400  
Bumper, 1-1/2"

#900-1413  
Bumper Plate

Pillow Block Bearing, 1-1/2"  
610-1301  
610-1340

#760-1610  
Shock Complete, 13-1/2"

**5**

#212-1000  
1 HP Motor, 3-Ph,  
3/4" Shaft

#235-2132-B  
Shaft, 1-7/16", 10.75" w/ Hole

#940-1397  
Motor Cover, Side Brush

#235-2132  
15:1 Reducer, 1-7/16" (For Fiber Brushes)

#765-2509P Superflex Coupling (Passenger)  
#765-2509D Superflex Coupling (Driver)

#765-1114  
Shock w/ Blue Spring

#160-0433  
Shock Washer (Qty. 2)

#630-1164  
Shock Bumper Bracket  
Complete

#900-0492  
Shock Bracket, Bolt-On

# Wrap Around Brush CTV-5SB/Workhorse

**DIRECTION OF TRAVEL**



#640-1603  
Bumper, Hard Arm, E-U3

#765-1114  
Shock w/ Blue Spring

#630-1144  
Wrap Arm (*Driver*)

#630-1126 Break-Away Assembly  
(*Driver*)

#630-1143  
Wrap Arm (*Passenger*)

#766-2000 Coupling (93),  
(*Driver*)

#630-1125  
Break-Away Assembly  
(*Passenger*)

#630-1310D Wrap Brush  
Complete  
(*Driver Side*)

**6**

#766-1000  
Coupling (93),  
(*Passenger*)

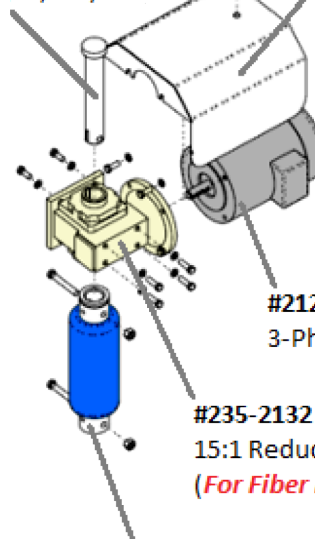
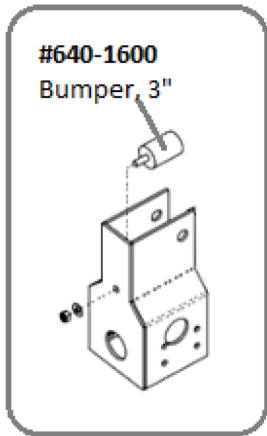
#630-1310P  
Wrap Brush Complete  
(*Passenger Side*)

#640-1402  
Stem Bumper

#235-2132-B  
Shaft, 10.75"  
with Hole, 1-7/16"

#940-1398  
Motor Cover, Wrap Brush

#640-1600  
Bumper, 3"



#212-1000 1HP Motor,  
3-Ph, 3/4" Shaft

#235-2132  
15:1 Reducer, 1-7/16"  
(*For Fiber Brushes*)

#630-1125 Break-Away Assembly (*Passenger Side*)

#630-1126 Break-Away Assembly (*Driver Side*)

#766-1000 Coupling (93), (*Passenger*)

#766-2000 Coupling (93), (*Driver*)

# Side Brush CTV-5SB/Workhorse

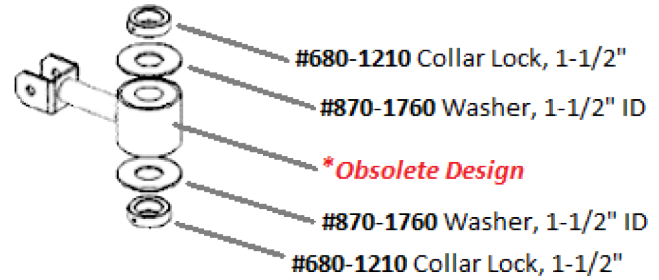


**NEW**

**900-0494**  
Bushing, UHMW, 2 piece



**Replacement**



#680-1210 Collar Lock, 1-1/2"

#870-1760 Washer, 1-1/2" ID

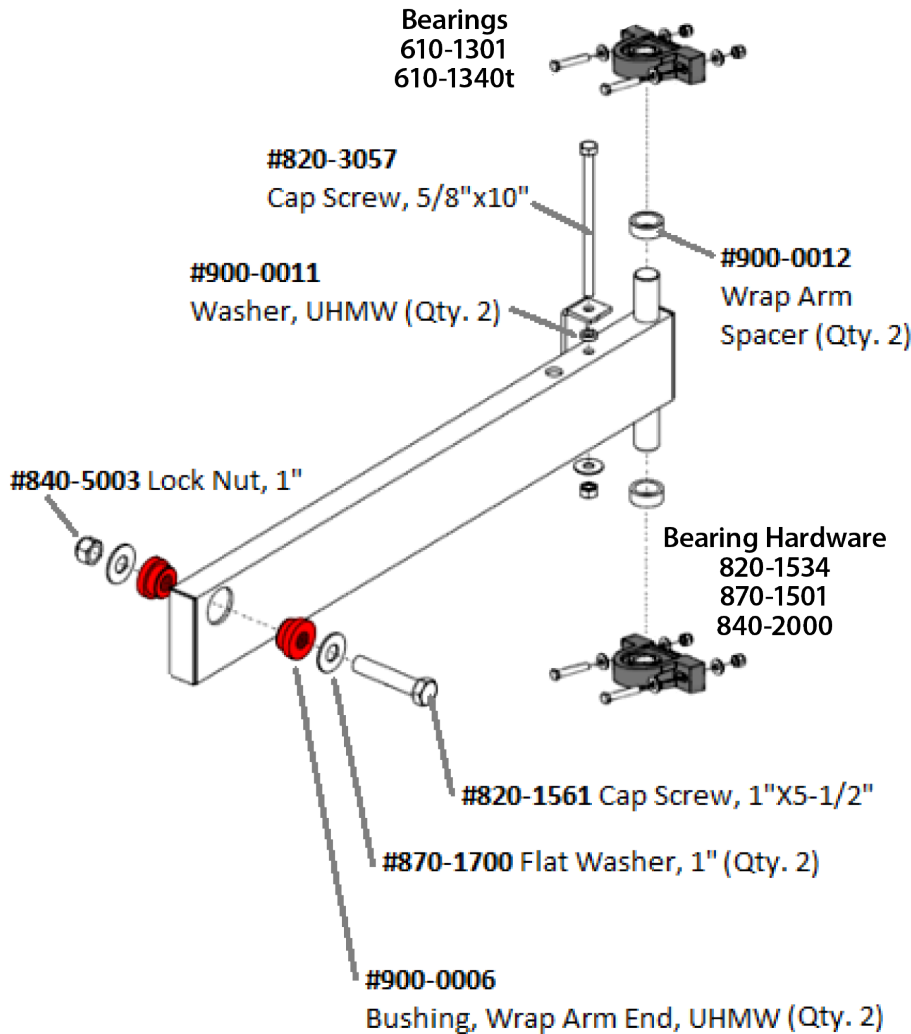
**\*Obsolete Design**

#870-1760 Washer, 1-1/2" ID

#680-1210 Collar Lock, 1-1/2"

# Wrap Around Brush CTV-5SB/Workhorse

**7**



Bearings  
610-1301  
610-1340t

#820-3057  
Cap Screw, 5/8"x10"

#900-0011  
Washer, UHMW (Qty. 2)

#900-0012  
Wrap Arm  
Spacer (Qty. 2)

#840-5003 Lock Nut, 1"

Bearing Hardware  
820-1534  
870-1501  
840-2000

#820-1561 Cap Screw, 1"X5-1/2"

#870-1700 Flat Washer, 1" (Qty. 2)

#900-0006  
Bushing, Wrap Arm End, UHMW (Qty. 2)



# N/S Corporation

VEHICLE WASHING EQUIPMENT • ESTABLISHED 1961

[www.nswash.com](http://www.nswash.com)

235 West Florence Avenue  
Inglewood, California 90301

**800-782-1582**

Parts: Ext. **3**

Service: Ext. **2**

Fax: **310.412.1196**



Due to Continuous research N/S Corporation reserves the right to upgrade or change at any time, specifications, or designs without notice and without incurring any obligations.

Copyright © 2019 NS Corporation.

**COMPANY WITH  
QUALITY SYSTEM  
CERTIFIED BY DNV GL  
= ISO 9001 =**